



State-level spending on public health by all governmental agencies: Using Census of Government data to create a new finance dataset for the field

**Beth Resnick, JP Leider, Jennifer Le, Natalie Kish,
Eoghan Brady, Y. Natalia Alfonso, Art Sensenig, David
Bishai**

Johns Hopkins Bloomberg School of Public Health

de Beaumont Foundation

Acknowledgements

This work was supported by a grant from the de Beaumont Foundation

The authors have nothing to disclose



Research team

Johns Hopkins University

Beth Resnick

David Bishai

Jennifer Le

Natalie Kish

Eoghan Brady

Y. Natalia Alfonso

Art Sensenig, Independent Consultant

JP Leider, Consultant to de Beaumont Foundation



Overview

Motivation for this project

- Project aims
- Current estimates of public health spending

Data sources

- Expenditure data
- Re-classification of public health spending



Motivation and Aims

Refine existing public health spending estimates to more accurately reflect what the nation spends on public health

Utilize enhanced spending estimates to demonstrate public health value and effectiveness



Background

Estimating the value of public health spending is difficult

- Lack of consistent reporting and coding in public health activities and definitions
- No systematic dataset on how much in total we spend on public health
- Current public health spending estimates exclude non-health agencies that do some public health work (e.g., agriculture, environment, etc.)



2008 and 2011 State Public Health **Agency** Spending Estimates (in billions)

Year	ASTHO*	TFAH**	Census
2011	\$26.5	\$10.4	\$55
2008	\$24	\$12	\$60
Notes	State health agency spending. This estimate does not include behavioral health or Medicaid	Does not include federal funds or some “non comparable” programs (e.g., behavioral health)	Comprises spending of all state agencies (not only health). Includes spending for state operations as well as state to local transfers \$39 (2008) \$36 (2011) for current operations and \$20 (2008) \$18 (2011) in state to local transfers
*Association of State and Territorial Health Officials **Trust for America's Health			

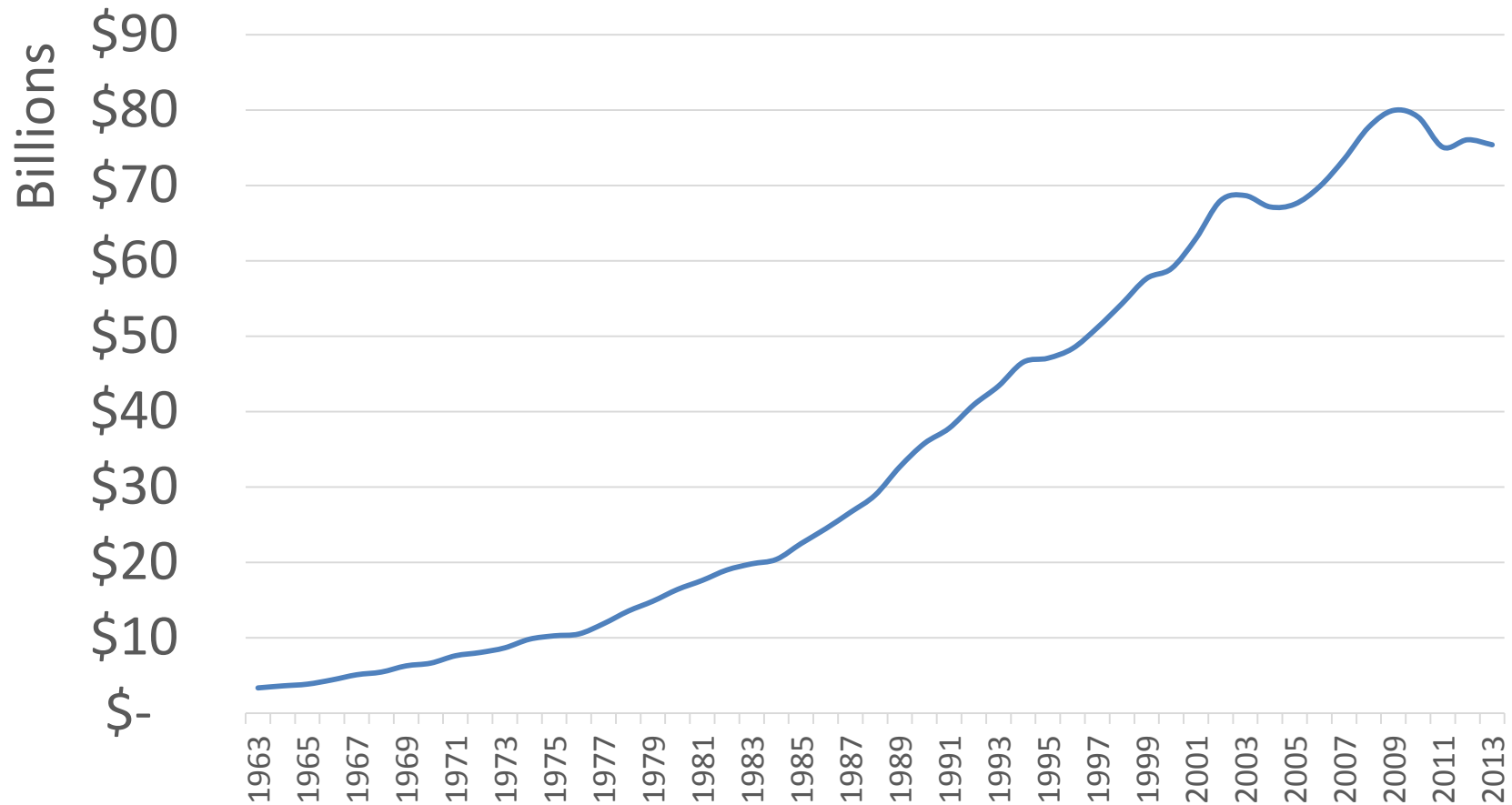


The nation's most widely used public health spending estimate

- The National Health Expenditure Accounts are widely used estimates constructed by CMS that estimate how much the United States spends on health
- CMS creates a “Public Health Activity” estimate that is widely cited in our field (<3% of all health spending)
 - But how is it created?
 - CMS uses Census’ state financial estimates for non-hospital health spending (Functional codes 27 and 32)
- **The central challenge:**
 - Census definition of ‘public health’ is not the same as CMS’



Public Health Activity estimates (from NHEA)



The Data



Census of Governments

Census of Governments is a US Census Bureau program to collect county expenditure data every 5 years

Multiple categories, sub-categories of spending

Examples: Hospital spending, Police, Sewerage, Solid Waste Management, Environmental, Education, Housing, Other health

Code 32 is “Current Operations – Health – Other” contains much public health spending, but also considerable spending on clinical/individual health services

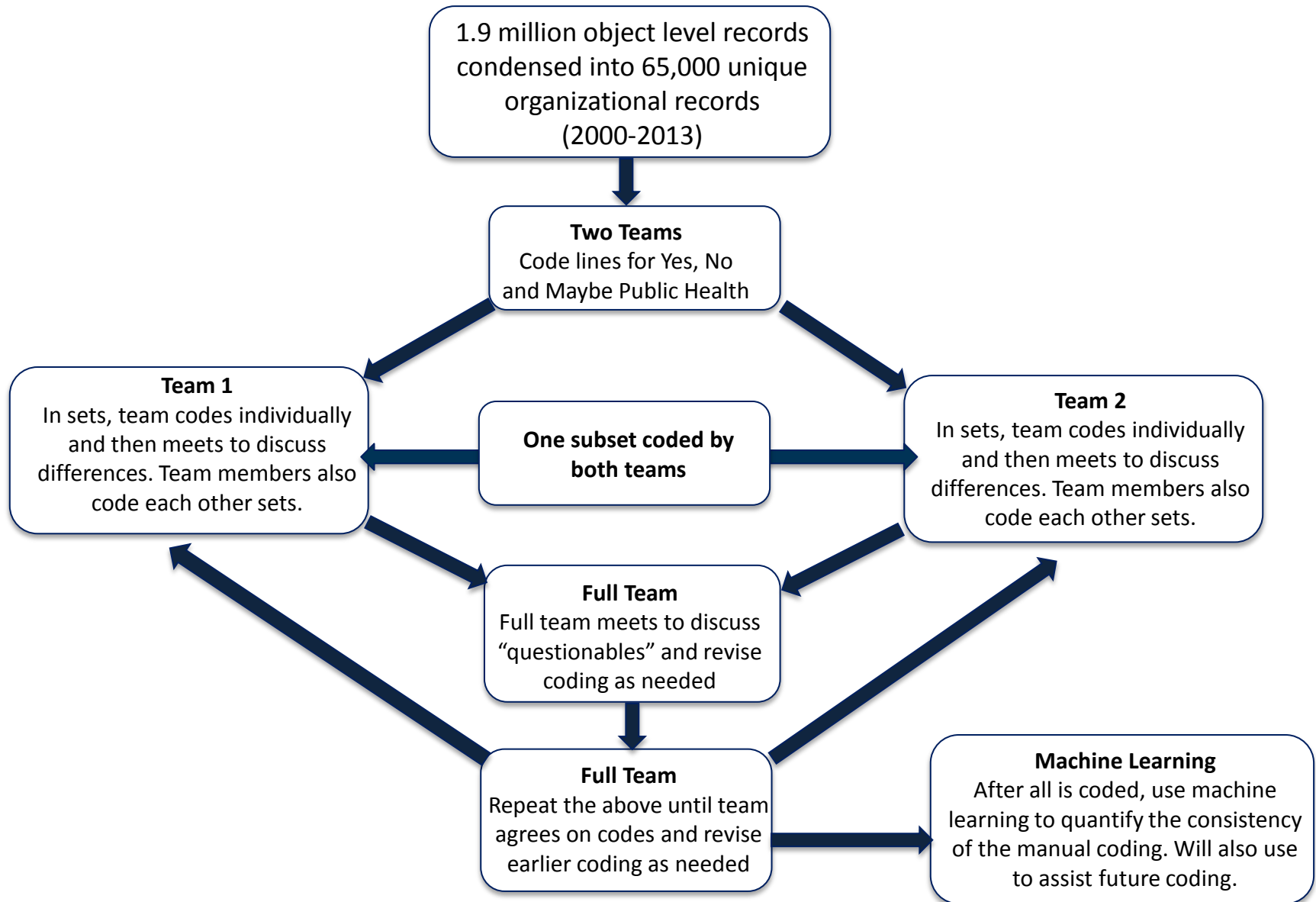
Source: U.S. Census of Governments <http://www.census.gov/govs/cog/>



Individual records

	B	C	D	E	G	I	K	M	O	Q	S	T	U
1	ID	SURVEY	CD	LVL1_DESC	LVL2_DESC	LVL3_DESC	LVL4_D	LVL5_D	LVL6_D	OBJ_DESC	AMT	Amount	
2	010000000	2011	E 32	PUBLIC HEALTH	HEALTH-GENERAL FUND	FAMILY HEALTH SERVICES	PUBLIC HEALTH SERVICES			GROUP HEALTH INSURANCE	7	7000	
3	010000000	2011	E 32	PUBLIC HEALTH	HEALTH-GENERAL FUND	FAMILY HEALTH SERVICES	PUBLIC HEALTH SERVICES			SALARIES, REGULAR	17	17000	
4	010000000	2011	E 32	PUBLIC HEALTH	HEALTH-GENERAL FUND	FAMILY HEALTH SERVICES	PUBLIC HEALTH SERVICES			TRAIN/REG-INDIVIDUAL/GOVERNMT	1	1000	
5	010000000	2011	E 32	PUBLIC HEALTH	HEALTH-GENERAL FUND	FAMILY HEALTH SERVICES	PUBLIC HEALTH SERVICES			OFFICE OPERATION	1	1000	
6	010000000	2011	E 32	PUBLIC HEALTH	HEALTH-GENERAL FUND	FAMILY HEALTH SERVICES	PUBLIC HEALTH SERVICES			ANSWERING SERVICES	17	17000	
7	010000000	2011	E 32	PUBLIC HEALTH	HEALTH-GENERAL FUND	FAMILY HEALTH SERVICES	PUBLIC HEALTH SERVICES			MEDICAL SERVICES-PROFESSIONAL	282	282000	
8	010000000	2011	E 32	PUBLIC HEALTH	HEALTH-GENERAL FUND	FAMILY HEALTH SERVICES	PUBLIC HEALTH SERVICES			ADVERTISING-PROFESSIONAL	15	15000	
9	010000000	2011	E 32	PUBLIC HEALTH	HEALTH-GENERAL FUND	DISEASE CONTROL	PUBLIC HEALTH SERVICES			BOOKS, SUBSCRIPTIONS & PERIODI	1	1000	
10	010000000	2011	E 32	PUBLIC HEALTH	HEALTH-GENERAL FUND	DISEASE CONTROL	PUBLIC HEALTH SERVICES			FICA	218	218000	
11	010000000	2011	E 32	PUBLIC HEALTH	HEALTH-GENERAL FUND	DISEASE CONTROL	PUBLIC HEALTH SERVICES			SALARIES, REGULAR	2448	2448000	
12	010000000	2011	E 32	PUBLIC HEALTH	HEALTH-GENERAL FUND	DISEASE CONTROL	PUBLIC HEALTH SERVICES			TERMINATION COST, ANNUAL LEAVE	72	72000	
13	010000000	2011	E 32	PUBLIC HEALTH	HEALTH-GENERAL FUND	DISEASE CONTROL	PUBLIC HEALTH SERVICES			SICK LEAVE	133	133000	
14	010000000	2011	E 32	PUBLIC HEALTH	HEALTH-GENERAL FUND	DISEASE CONTROL	PUBLIC HEALTH SERVICES			LONGEVITY ALLOWANCES	35	35000	
15	010000000	2011	E 32	PUBLIC HEALTH	HEALTH-GENERAL FUND	DISEASE CONTROL	PUBLIC HEALTH SERVICES			TERMINATION COSTS, SICK LEAVE	63	63000	
16	010000000	2011	E 32	PUBLIC HEALTH	HEALTH-GENERAL FUND	DISEASE CONTROL	PUBLIC HEALTH SERVICES			COMPENSATORY LEAVE	2	2000	
17	010000000	2011	E 32	PUBLIC HEALTH	HEALTH-GENERAL FUND	DISEASE CONTROL	PUBLIC HEALTH SERVICES			ANNUAL LEAVE	231	231000	
18	010000000	2011	E 32	PUBLIC HEALTH	HEALTH-GENERAL FUND	DISEASE CONTROL	PUBLIC HEALTH SERVICES			JURY DUTY	2	2000	
19	010000000	2011	E 32	PUBLIC HEALTH	HEALTH-GENERAL FUND	DISEASE CONTROL	PUBLIC HEALTH SERVICES			ASSOCIATION DUES	11	11000	
20	010000000	2011	E 32	PUBLIC HEALTH	HEALTH-GENERAL FUND	DISEASE CONTROL	PUBLIC HEALTH SERVICES			MEDICAL	4820	4820000	
21	010000000	2011	E 32	PUBLIC HEALTH	HEALTH-GENERAL FUND	DISEASE CONTROL	PUBLIC HEALTH SERVICES			OFFICE OPERATION	1	1000	
22	010000000	2011	E 32	PUBLIC HEALTH	HEALTH-GENERAL FUND	DISEASE CONTROL	PUBLIC HEALTH SERVICES			MEDICAL SERVICES-PROFESSIONAL	112	112000	
23	010000000	2011	E 32	PUBLIC HEALTH	HEALTH-GENERAL FUND	DISEASE CONTROL	PUBLIC HEALTH SERVICES			PRINTNG/REPRODUCTN/PHOTO EQUIP	2	2000	
24	010000000	2011	E 32	PUBLIC HEALTH	HEALTH-GENERAL FUND	DISEASE CONTROL	PUBLIC HEALTH SERVICES			GROUP HEALTH INSURANCE	549	549000	
25	010000000	2011	E 32	PUBLIC HEALTH	HEALTH-GENERAL FUND	DISEASE CONTROL	PUBLIC HEALTH SERVICES			TRAIN/REG-INDIVIDUAL/GOVERNMT	2	2000	
26	010000000	2011	E 32	PUBLIC HEALTH	HEALTH-GENERAL FUND	COUNTY OPERATIONS	PUBLIC HEALTH SERVICES			ANNUAL LEAVE	318	318000	
27	010000000	2011	E 32	PUBLIC HEALTH	HEALTH-GENERAL FUND	COUNTY OPERATIONS	PUBLIC HEALTH SERVICES			JURY DUTY	2	2000	
28	010000000	2011	E 32	PUBLIC HEALTH	HEALTH-GENERAL FUND	COUNTY OPERATIONS	PUBLIC HEALTH SERVICES			FICA	902	902000	
29	010000000	2011	E 32	PUBLIC HEALTH	HEALTH-GENERAL FUND	COUNTY OPERATIONS	PUBLIC HEALTH SERVICES			GROUP HEALTH INSURANCE	1198	1198000	
30	010000000	2011	E 32	PUBLIC HEALTH	HEALTH-GENERAL FUND	COUNTY OPERATIONS	PUBLIC HEALTH SERVICES			MILEAGE	1	1000	
31	010000000	2011	E 32	PUBLIC HEALTH	HEALTH-GENERAL FUND	COUNTY OPERATIONS	PUBLIC HEALTH SERVICES			LEGAL- PROFESSIONAL	1	1000	
32	010000000	2011	E 32	PUBLIC HEALTH	HEALTH-GENERAL FUND	COUNTY OPERATIONS	PUBLIC HEALTH SERVICES			TERMINATION COSTS, SICK LEAVE	50	50000	
33	010000000	2011	E 32	PUBLIC HEALTH	HEALTH-GENERAL FUND	COUNTY OPERATIONS	PUBLIC HEALTH SERVICES			OFFICE OPERATION	1	1000	
34	010000000	2011	E 32	PUBLIC HEALTH	HEALTH-GENERAL FUND	COUNTY OPERATIONS	PUBLIC HEALTH SERVICES			STATE & FED-TAXES/LICENSES	1	1000	
35	010000000	2011	E 32	PUBLIC HEALTH	HEALTH-GENERAL FUND	COUNTY OPERATIONS	PUBLIC HEALTH SERVICES			SALARIES, REGULAR	7323	7323000	
36	010000000	2011	E 32	PUBLIC HEALTH	HEALTH-GENERAL FUND	COUNTY OPERATIONS	PUBLIC HEALTH SERVICES			TERMINATION COST, ANNUAL LEAVE	56	56000	
37	010000000	2011	E 32	PUBLIC HEALTH	HEALTH-GENERAL FUND	COUNTY OPERATIONS	PUBLIC HEALTH SERVICES			SICK LEAVE	138	138000	
38	010000000	2011	E 32	PUBLIC HEALTH	HEALTH-GENERAL FUND	COUNTY OPERATIONS	PUBLIC HEALTH SERVICES			LONGEVITY ALLOWANCES	37	37000	

Manual inter-rater Coding Process

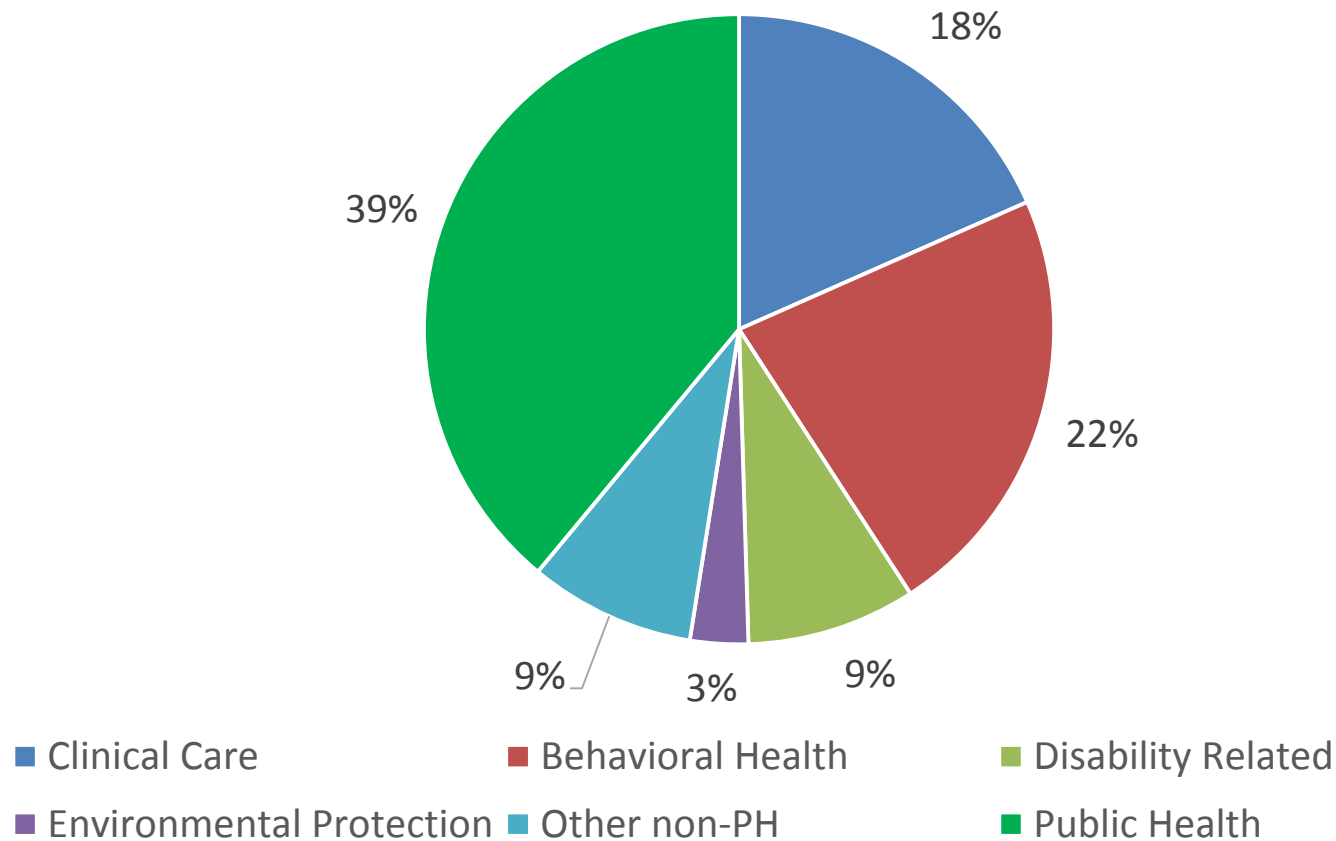


Results

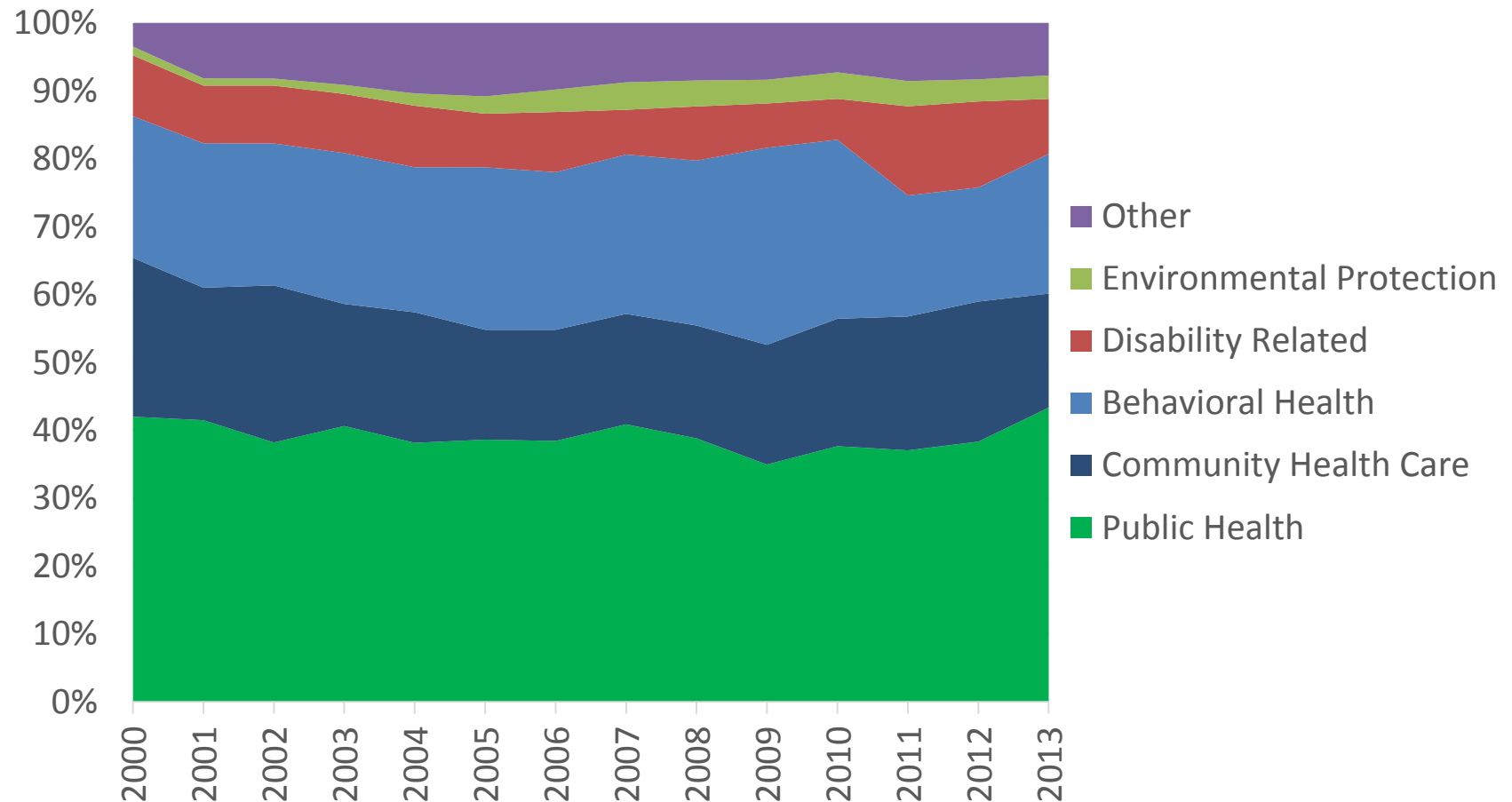


Types of state spending included in the Census

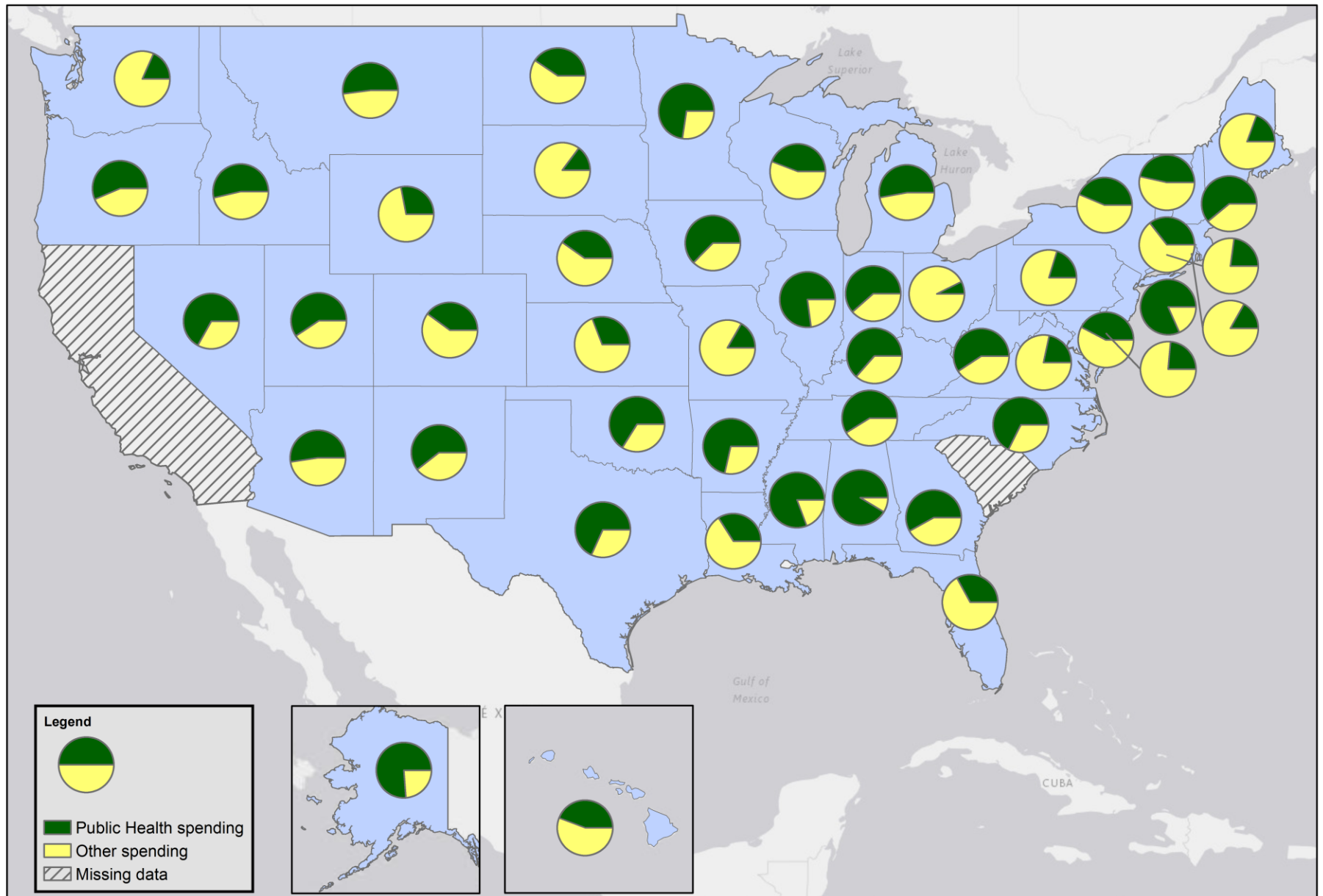
*32 estimate (2000-2013)



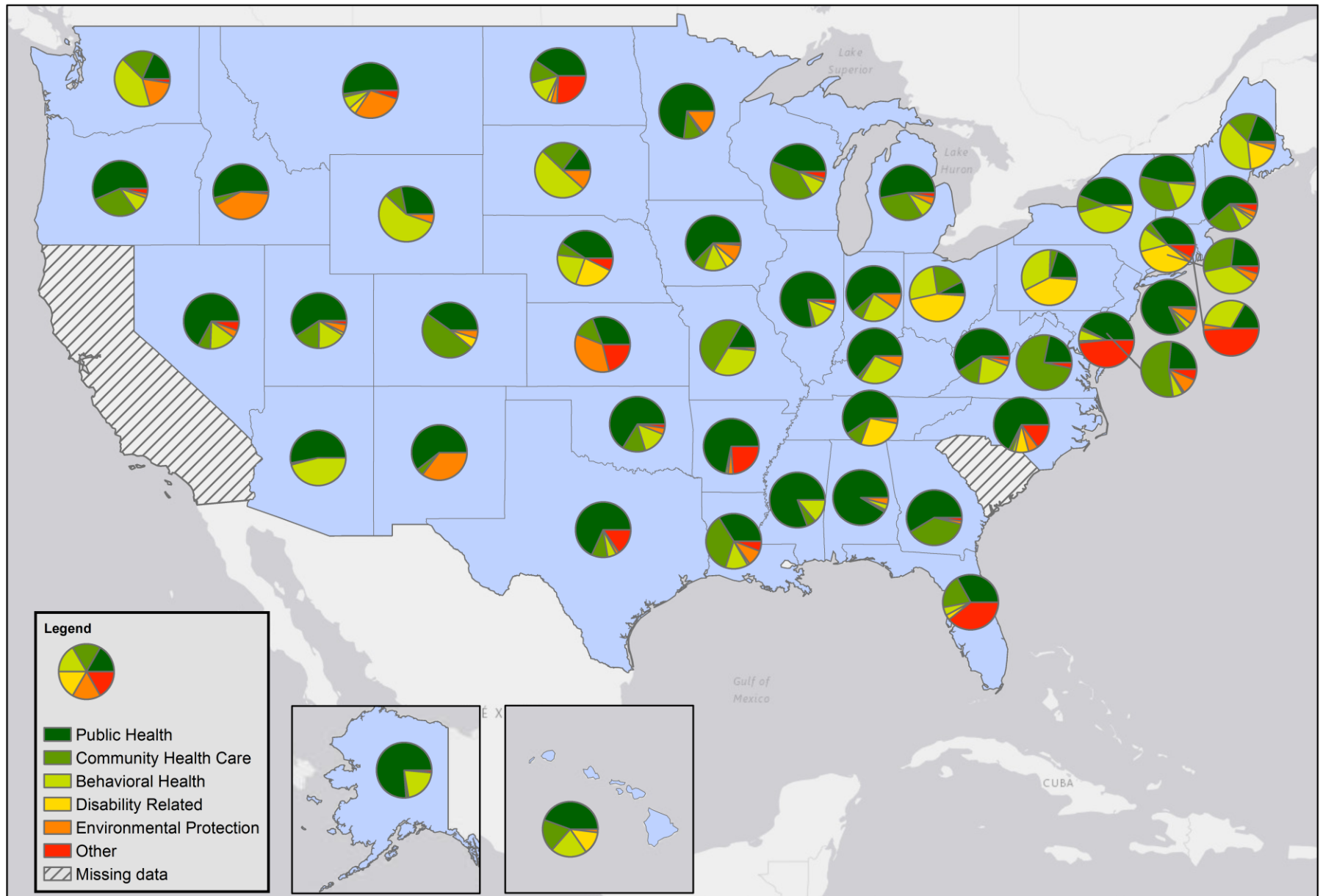
Types of state spending included in the Census Public Health Activity estimate (2000-2013)



Public spending on public health vs non-hospital health services, 2013

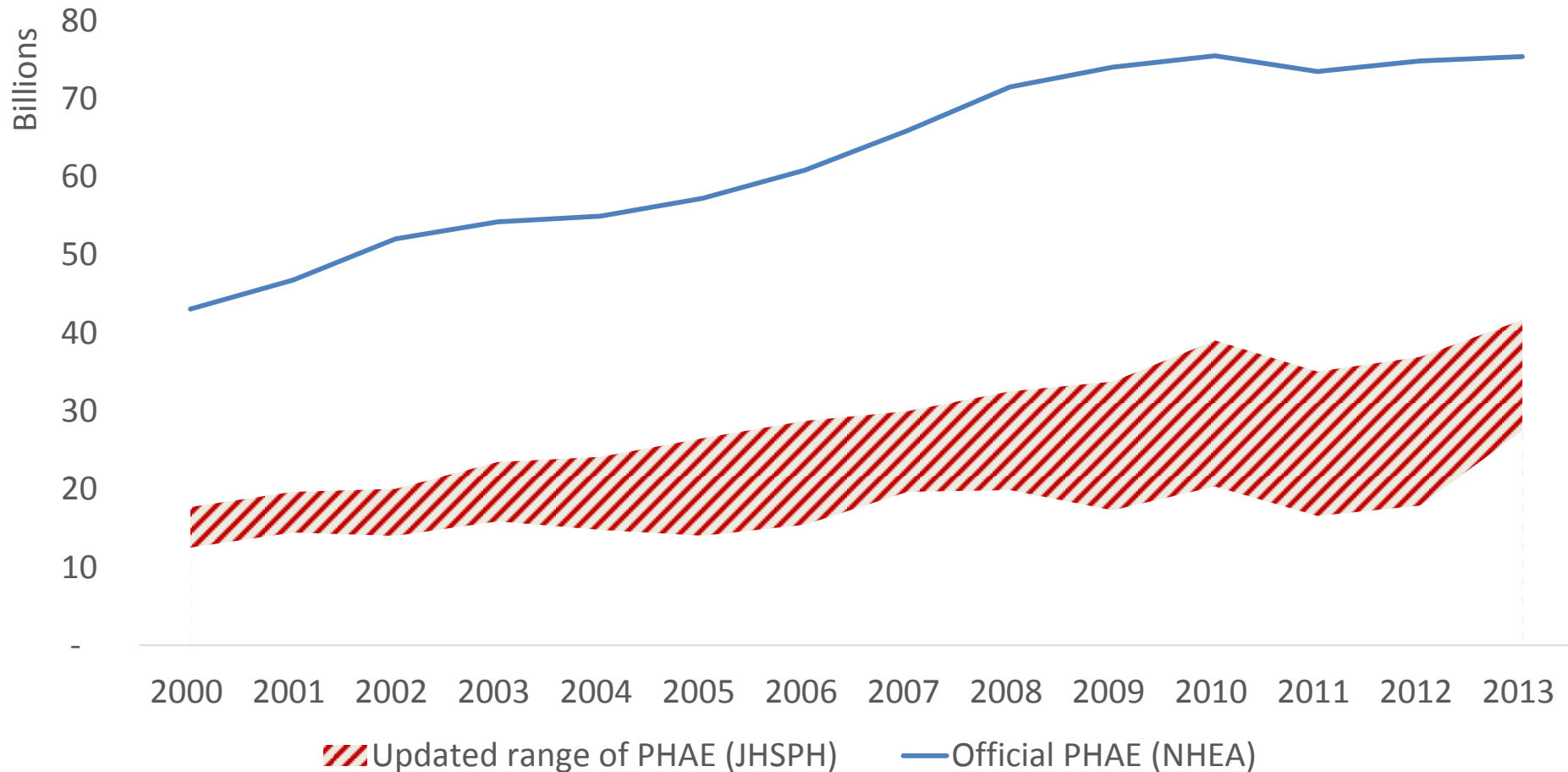


Public spending on public health vs non-hospital health services, 2013

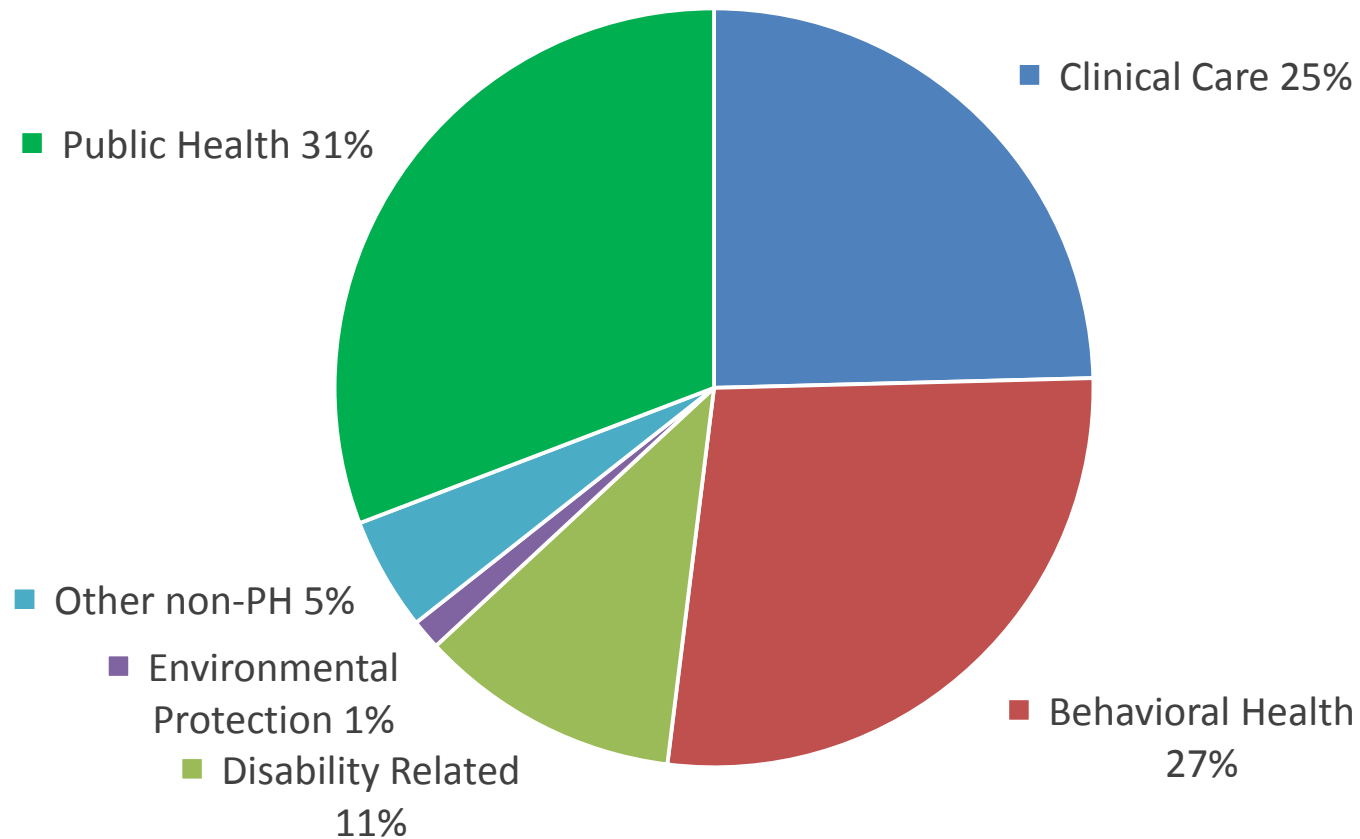


Revised NHEA estimates

CMS Public Health activity estimate



State to local transfers 2000-2013, by activity type

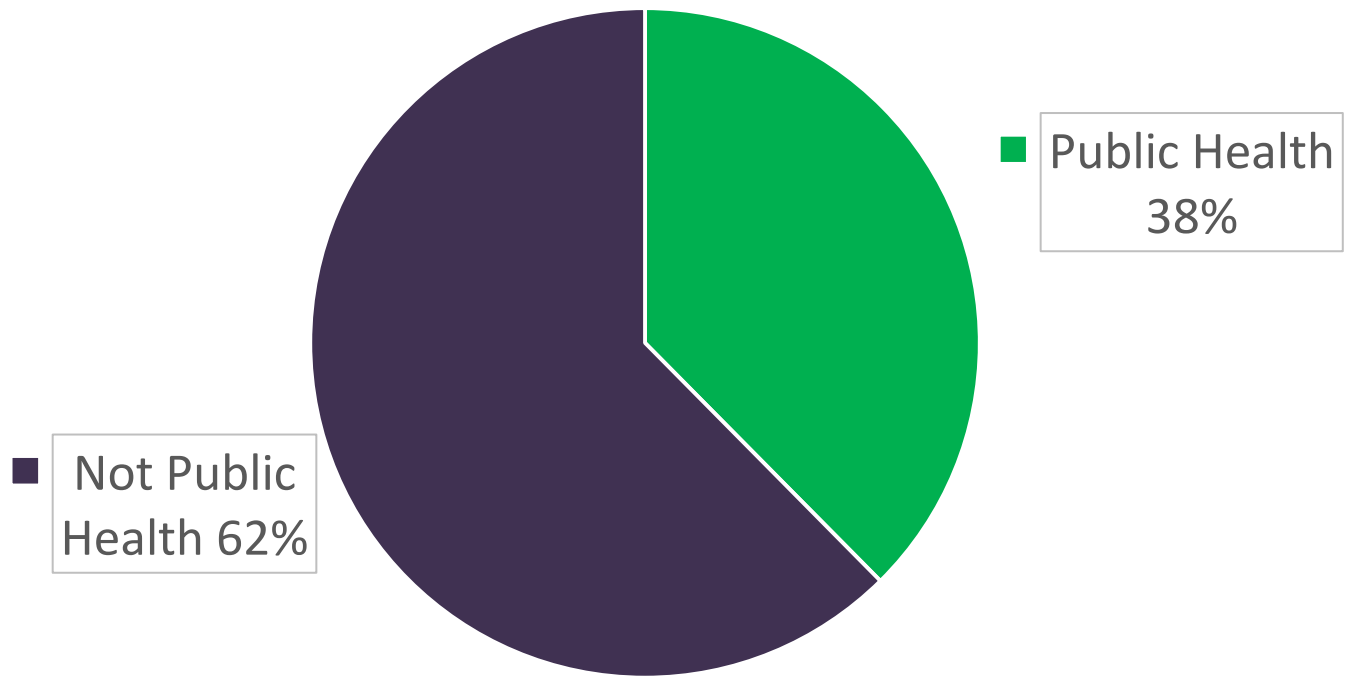


Spending by the Foundational Public Health Services



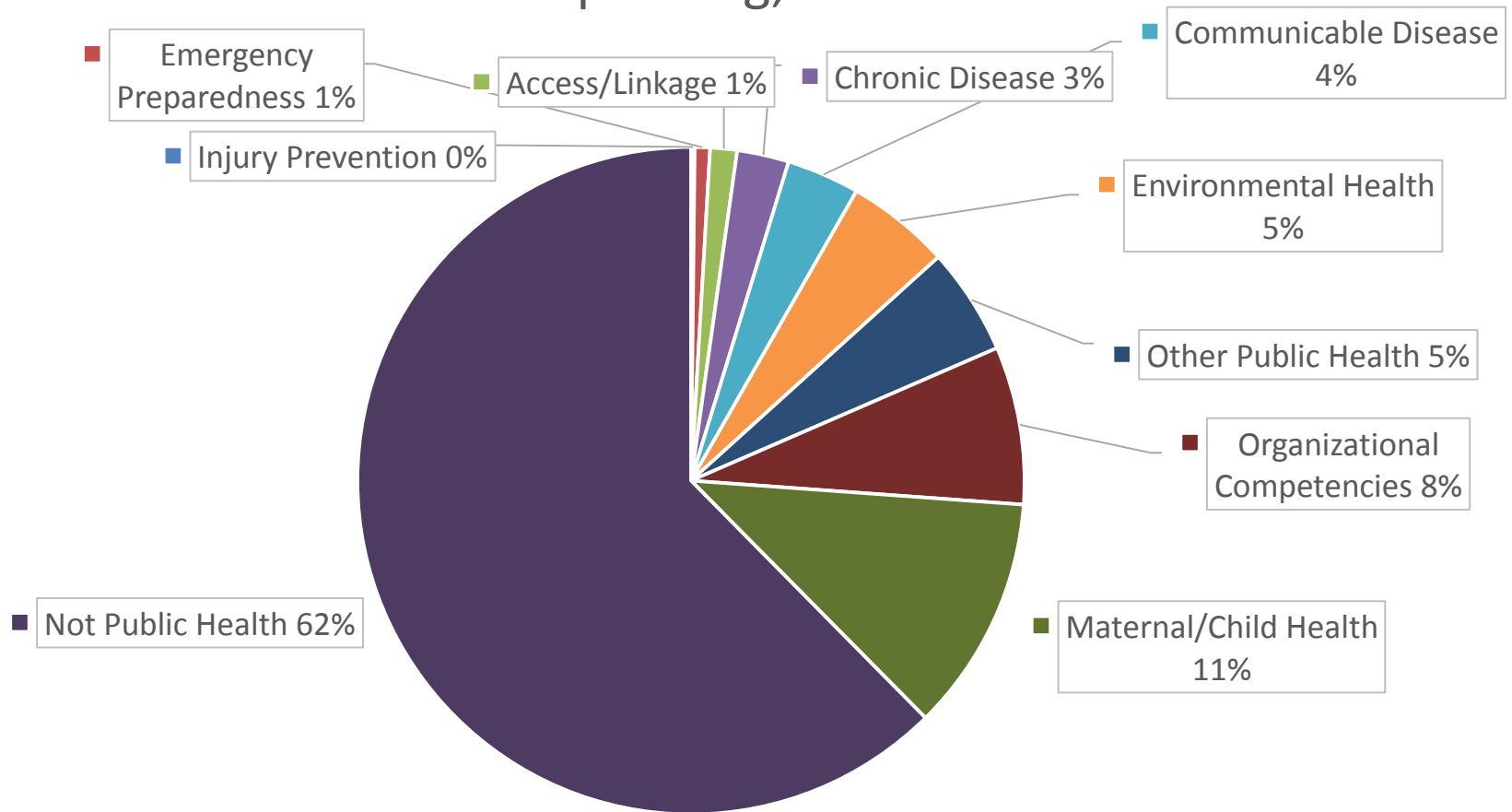
Spending by Foundational Public Health Services

State-level spending, *32 2000-2012



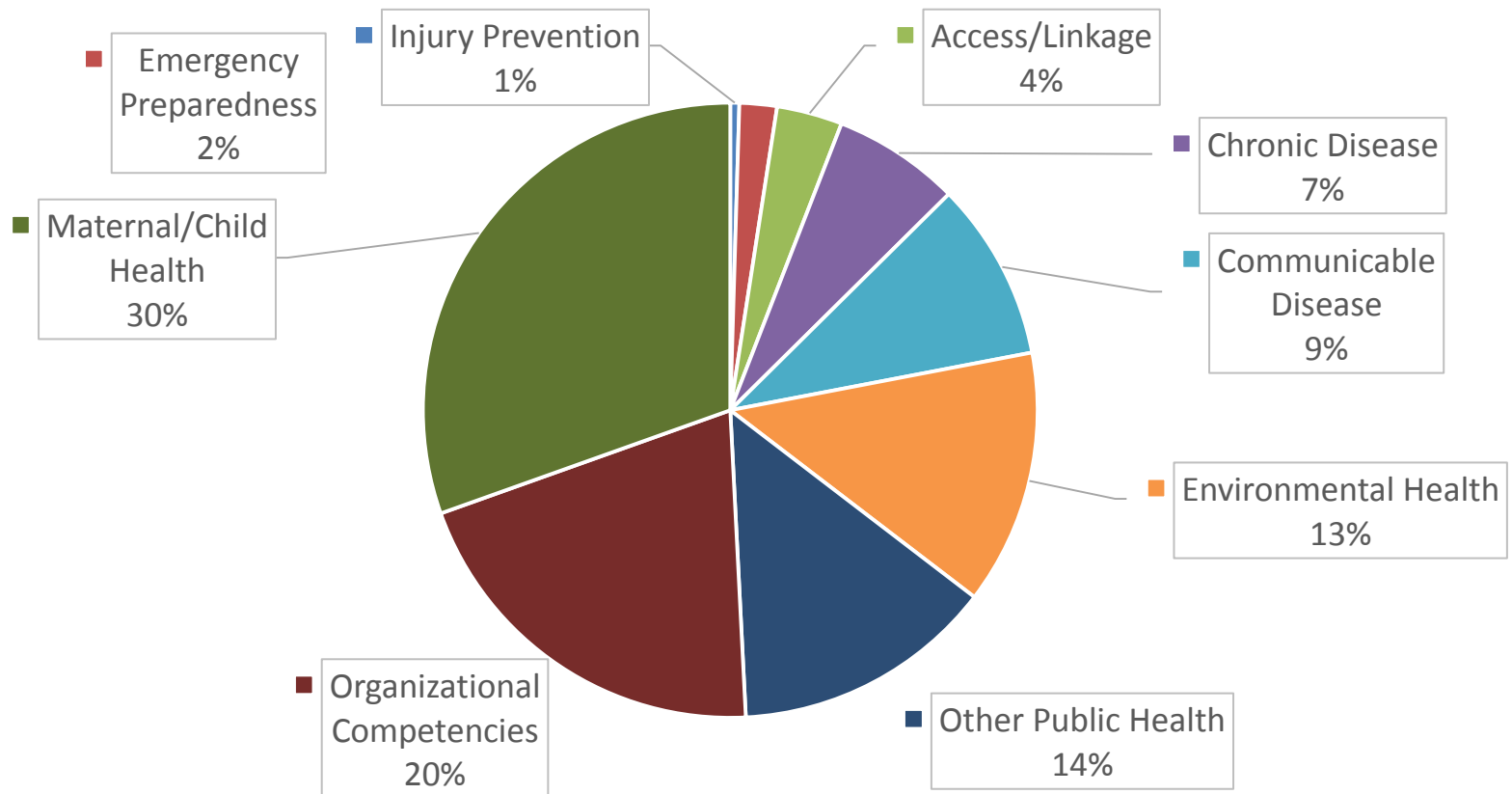
Spending by Foundational Public Health Services

State-level spending, *32 2000-2012

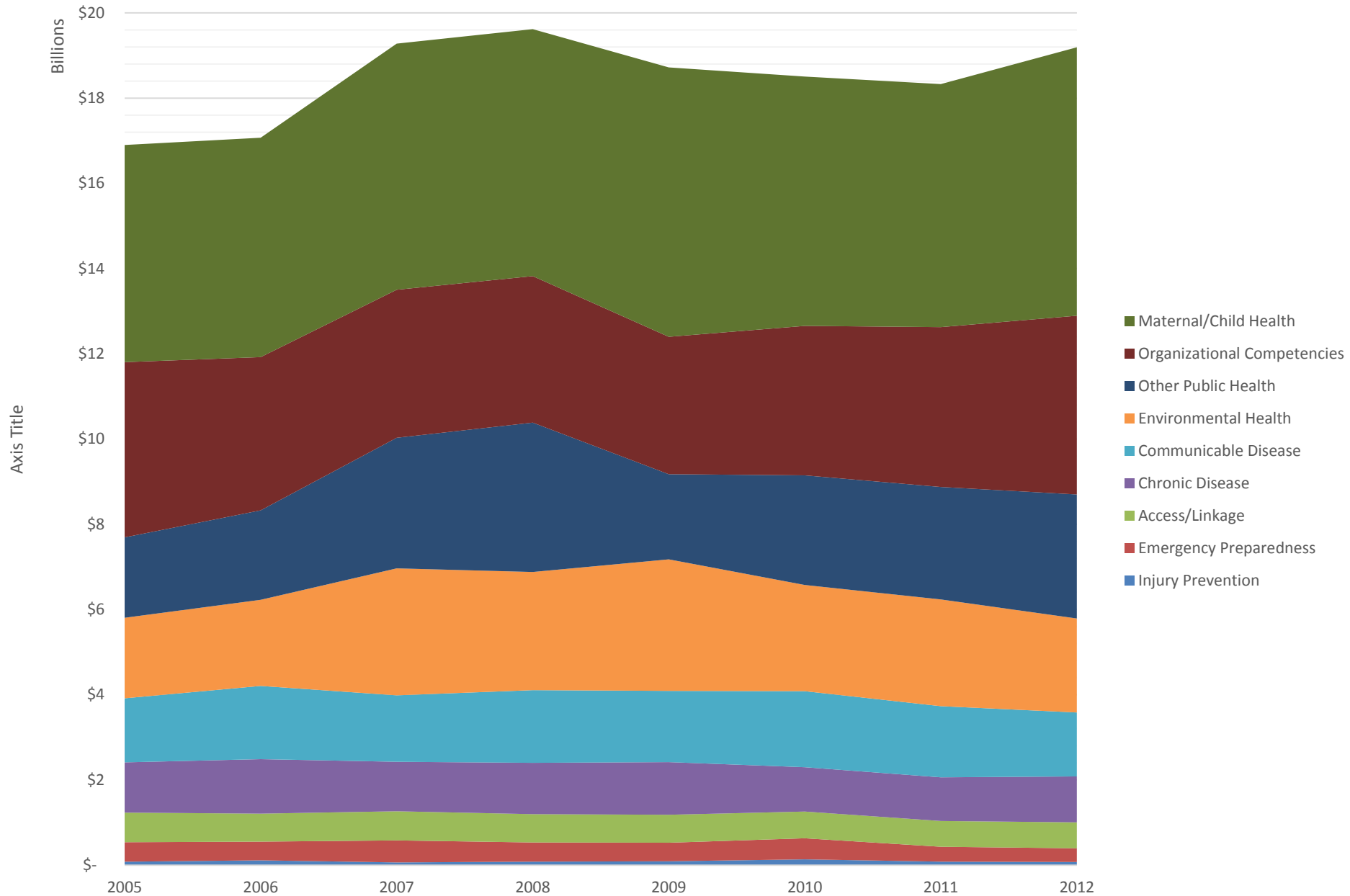


Spending by Foundational Public Health Services (excl. Non-PH)

State-level spending, *32 2000-2012



State-level spending on *32 activities, by FPHS, 2005-2012



An aside

- New dataset for the field to use and research
 - Coming soon!
- Who wants to be a beta tester? See JP after the roundtable



Individual records

	B	C	D	E	G	I	K	M	O	Q	S	T	U
1	ID	SURVEY	CD		LVL1_DESC	LVL2_DESC	LVL3_DESC	LVL4_D	LVL5_D	LVL6_D	OBJ_DESC	AMT	Amount
2	010000000	2011	E	32	PUBLIC HEALTH	HEALTH-GENERAL FUND	FAMILY HEALTH SERVICES	PUBLIC HEALTH SERVICES			GROUP HEALTH INSURANCE	7	7000
3	010000000	2011	E	32	PUBLIC HEALTH	HEALTH-GENERAL FUND	FAMILY HEALTH SERVICES	PUBLIC HEALTH SERVICES			SALARIES, REGULAR	17	17000
4	010000000	2011	E	32	PUBLIC HEALTH	HEALTH-GENERAL FUND	FAMILY HEALTH SERVICES	PUBLIC HEALTH SERVICES			TRAIN/REG-INDIVIDUAL/GOVERNMT	1	1000
5	010000000	2011	E	32	PUBLIC HEALTH	HEALTH-GENERAL FUND	FAMILY HEALTH SERVICES	PUBLIC HEALTH SERVICES			OFFICE OPERATION	1	1000
6	010000000	2011	E	32	PUBLIC HEALTH	HEALTH-GENERAL FUND	FAMILY HEALTH SERVICES	PUBLIC HEALTH SERVICES			ANSWERING SERVICES	17	17000
7	010000000	2011	E	32	PUBLIC HEALTH	HEALTH-GENERAL FUND	FAMILY HEALTH SERVICES	PUBLIC HEALTH SERVICES			MEDICAL SERVICES-PROFESSIONAL	282	282000
8	010000000	2011	E	32	PUBLIC HEALTH	HEALTH-GENERAL FUND	FAMILY HEALTH SERVICES	PUBLIC HEALTH SERVICES			ADVERTISING-PROFESSIONAL	15	15000
9	010000000	2011	E	32	PUBLIC HEALTH	HEALTH-GENERAL FUND	DISEASE CONTROL	PUBLIC HEALTH SERVICES			BOOKS, SUBSCRIPTIONS & PERIODI	1	1000
10	010000000	2011	E	32	PUBLIC HEALTH	HEALTH-GENERAL FUND	DISEASE CONTROL	PUBLIC HEALTH SERVICES			FICA	218	218000
11	010000000	2011	E	32	PUBLIC HEALTH	HEALTH-GENERAL FUND	DISEASE CONTROL	PUBLIC HEALTH SERVICES			SALARIES, REGULAR	2448	2448000
12	010000000	2011	E	32	PUBLIC HEALTH	HEALTH-GENERAL FUND	DISEASE CONTROL	PUBLIC HEALTH SERVICES			TERMINATION COST, ANNUAL LEAVE	72	72000
13	010000000	2011	E	32	PUBLIC HEALTH	HEALTH-GENERAL FUND	DISEASE CONTROL	PUBLIC HEALTH SERVICES			SICK LEAVE	133	133000
14	010000000	2011	E	32	PUBLIC HEALTH	HEALTH-GENERAL FUND	DISEASE CONTROL	PUBLIC HEALTH SERVICES			LONGEVITY ALLOWANCES	35	35000
15	010000000	2011	E	32	PUBLIC HEALTH	HEALTH-GENERAL FUND	DISEASE CONTROL	PUBLIC HEALTH SERVICES			TERMINATION COSTS, SICK LEAVE	63	63000
16	010000000	2011	E	32	PUBLIC HEALTH	HEALTH-GENERAL FUND	DISEASE CONTROL	PUBLIC HEALTH SERVICES			COMPENSATORY LEAVE	2	2000
17	010000000	2011	E	32	PUBLIC HEALTH	HEALTH-GENERAL FUND	DISEASE CONTROL	PUBLIC HEALTH SERVICES			ANNUAL LEAVE	231	231000
18	010000000	2011	E	32	PUBLIC HEALTH	HEALTH-GENERAL FUND	DISEASE CONTROL	PUBLIC HEALTH SERVICES			JURY DUTY	2	2000
19	010000000	2011	E	32	PUBLIC HEALTH	HEALTH-GENERAL FUND	DISEASE CONTROL	PUBLIC HEALTH SERVICES			ASSOCIATION DUES	11	11000
20	010000000	2011	E	32	PUBLIC HEALTH	HEALTH-GENERAL FUND	DISEASE CONTROL	PUBLIC HEALTH SERVICES			MEDICAL	4820	4820000
21	010000000	2011	E	32	PUBLIC HEALTH	HEALTH-GENERAL FUND	DISEASE CONTROL	PUBLIC HEALTH SERVICES			OFFICE OPERATION	1	1000
22	010000000	2011	E	32	PUBLIC HEALTH	HEALTH-GENERAL FUND	DISEASE CONTROL	PUBLIC HEALTH SERVICES			MEDICAL SERVICES-PROFESSIONAL	112	112000
23	010000000	2011	E	32	PUBLIC HEALTH	HEALTH-GENERAL FUND	DISEASE CONTROL	PUBLIC HEALTH SERVICES			PRINTNG/REPRODUCTN/PHOTO EQUIP	2	2000
24	010000000	2011	E	32	PUBLIC HEALTH	HEALTH-GENERAL FUND	DISEASE CONTROL	PUBLIC HEALTH SERVICES			GROUP HEALTH INSURANCE	549	549000
25	010000000	2011	E	32	PUBLIC HEALTH	HEALTH-GENERAL FUND	DISEASE CONTROL	PUBLIC HEALTH SERVICES			TRAIN/REG-INDIVIDUAL/GOVERNMT	2	2000
26	010000000	2011	E	32	PUBLIC HEALTH	HEALTH-GENERAL FUND	COUNTY OPERATIONS	PUBLIC HEALTH SERVICES			ANNUAL LEAVE	318	318000
27	010000000	2011	E	32	PUBLIC HEALTH	HEALTH-GENERAL FUND	COUNTY OPERATIONS	PUBLIC HEALTH SERVICES			JURY DUTY	2	2000
28	010000000	2011	E	32	PUBLIC HEALTH	HEALTH-GENERAL FUND	COUNTY OPERATIONS	PUBLIC HEALTH SERVICES			FICA	902	902000
29	010000000	2011	E	32	PUBLIC HEALTH	HEALTH-GENERAL FUND	COUNTY OPERATIONS	PUBLIC HEALTH SERVICES			GROUP HEALTH INSURANCE	1198	1198000
30	010000000	2011	E	32	PUBLIC HEALTH	HEALTH-GENERAL FUND	COUNTY OPERATIONS	PUBLIC HEALTH SERVICES			MILEAGE	1	1000
31	010000000	2011	E	32	PUBLIC HEALTH	HEALTH-GENERAL FUND	COUNTY OPERATIONS	PUBLIC HEALTH SERVICES			LEGAL- PROFESSIONAL	1	1000
32	010000000	2011	E	32	PUBLIC HEALTH	HEALTH-GENERAL FUND	COUNTY OPERATIONS	PUBLIC HEALTH SERVICES			TERMINATION COSTS, SICK LEAVE	50	50000
33	010000000	2011	E	32	PUBLIC HEALTH	HEALTH-GENERAL FUND	COUNTY OPERATIONS	PUBLIC HEALTH SERVICES			OFFICE OPERATION	1	1000
34	010000000	2011	E	32	PUBLIC HEALTH	HEALTH-GENERAL FUND	COUNTY OPERATIONS	PUBLIC HEALTH SERVICES			STATE & FED-TAXES/LICENSES	1	1000
35	010000000	2011	E	32	PUBLIC HEALTH	HEALTH-GENERAL FUND	COUNTY OPERATIONS	PUBLIC HEALTH SERVICES			SALARIES, REGULAR	7323	7323000
36	010000000	2011	E	32	PUBLIC HEALTH	HEALTH-GENERAL FUND	COUNTY OPERATIONS	PUBLIC HEALTH SERVICES			TERMINATION COST, ANNUAL LEAVE	56	56000
37	010000000	2011	E	32	PUBLIC HEALTH	HEALTH-GENERAL FUND	COUNTY OPERATIONS	PUBLIC HEALTH SERVICES			SICK LEAVE	138	138000
38	010000000	2011	E	32	PUBLIC HEALTH	HEALTH-GENERAL FUND	COUNTY OPERATIONS	PUBLIC HEALTH SERVICES			LONGEVITY ALLOWANCES	37	37000

Implications

- Many governmental partners are working in public health
- Implications for national estimates of public health spending
 - Reduction in NHEA's Public Health Activity estimate?
 - Local spending breakouts probably look similar
 - Greater ability to gauge value of PH spending with more precise estimates





Thank you

Beth Resnick – bresnick@jhu.edu

David Bishai – dbishai@jhu.edu

Johns Hopkins Bloomberg School of Public Health

de Beaumont Foundation